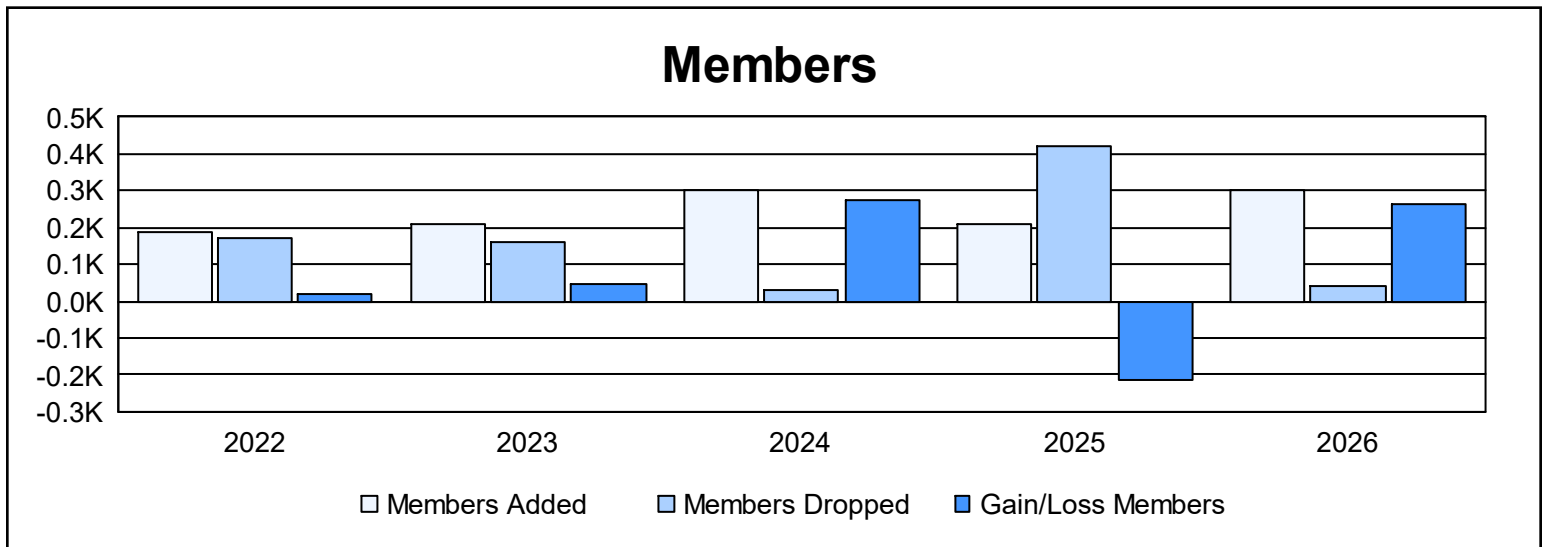
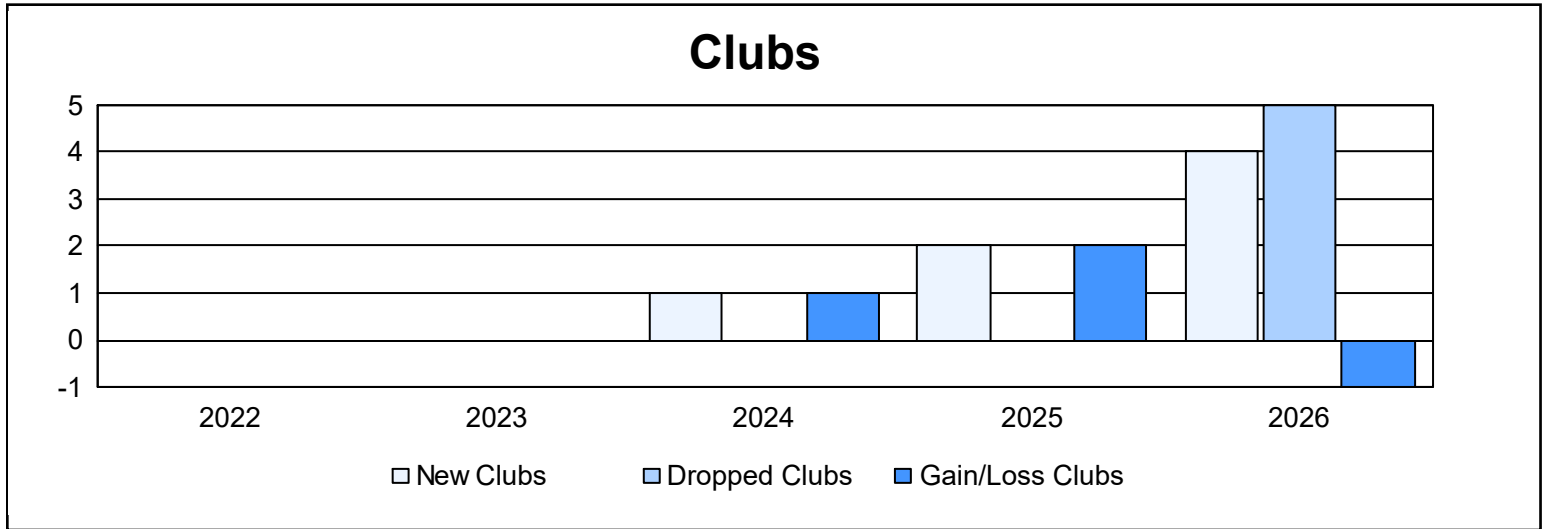
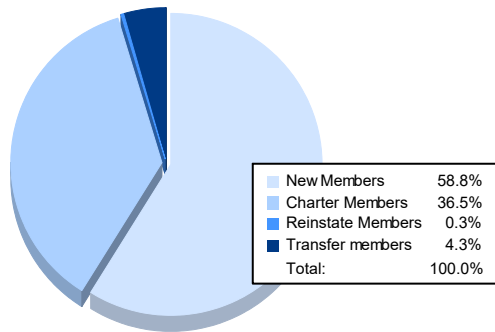


| Year | New Clubs | Dropped Clubs | Gain/ Loss Clubs | New Members | Charter Members | Reinstate Members | Transfer Members | Total Member Added | Total Members Dropped | Gain/ Loss Members |
|----------------|-----------|---------------|------------------|-------------|-----------------|-------------------|------------------|--------------------|-----------------------|--------------------|
| 2021-2022 | 0 | 0 | 0 | 150 | 7 | 16 | 17 | 190 | 171 | 19 |
| 2022-2023 | 0 | 0 | 0 | 177 | 6 | 10 | 14 | 207 | 160 | 47 |
| 2023-2024 | 1 | 0 | 1 | 263 | 24 | 1 | 13 | 301 | 28 | 273 |
| 2024-2025 | 2 | 0 | 2 | 105 | 58 | 20 | 27 | 210 | 422 | -212 |
| 2025-2026 | 4 | 5 | -1 | 177 | 110 | 1 | 13 | 301 | 40 | 261 |
| Average | 1 | 1 | 0 | 174 | 41 | 10 | 17 | 242 | 164 | 78 |



Membership Composition March 2026 Cumulative



Gender Composition March 2026 Cumulative

